




# Early Learners Academy

## Curriculum Concepts

### September 2023–August 2024



- Curriculum is everything that you do with a child or that a child experiences through her interactions with the environment from the time she enters the classroom until the time she leaves it (Greenman & Stonehouse, 1996).
  - Planned based upon each child's development
  - Caregiving strategies scaffold or challenge each child to reach the next developmental level.
  - Children involved in selecting activities

**\*\* Differentiated instruction** is an approach to teaching where you actively plan for students' differences so that they can best learn. In a differentiated classroom, you will be able to provide and effectively teach students who have various backgrounds, readiness and skill levels, and interests. Within these concepts always keep in mind age appropriateness and modify to age level.

**\*\* Enrichment activities** extend children's learning through new experiences and opportunities that are key to academic success, personal and social development. Enrichment activities are just as important as academics. They both complement each other to develop well-rounded students and teach them life skills that will prepare them for the future.

**\*\*Family Participation activities** are monthly and encouraged and strengthened by daily parent/teacher communication

**\*\*Dates and events in this curriculum are subject to change depending on the needs of the center**

**\*\*If there is a theme you would like to extend or modify, please see the education coordinator**

**\*\*Color of the month usually falls on the second Friday of the month (there are a few exceptions)**

# Curriculum Concepts 2023-2024




SEPTEMBER



2023



## Themes:

8/28-9/1: Getting to Know you, favorite toys/things to do   
9/4-9/8: All about me, head to toe body parts  
9/11-9/15: Back to school (friends, rules, classroom, names, manners)  
9/18-9/22: Crayon Colors, Letter "C" themes (cookie, caterpillar, cat, cupcakes)  
9/25-9/29: A is for Apples and Fabulous Fall

## Social Focus: RELATIONSHIPS WITH OTHERS

**Infant:** Becoming comfortable with caretakers/developing trust  
**Toddler:** Becoming familiar with teachers and friends, developing friendships with caretakers/friends, encouraging an interest in what other children are doing to support parallel play  
**Preschool:** Engaging in positive relationships and interactions with teachers and friends, encouraging cooperative play

## STEM Activity: APPLE SCIENCE

**Infant:** Observing and holding various types of apples discuss colors  
**Toddlers:** Observing and holding various types of apples discuss colors, texture, size, and names of apples  
**Preschool:** Observing and holding various types of apples discuss colors, texture, size, and names of apples  
**How various liquids affect apples** (Pinterest)  
Process of apples rotting- cut and leave out for observation / discuss and record changes.

## Math Concepts: SHAPES

**Infant:** Exploring the shapes in the environment by seeing and touching  
**Toddler:** Point out and name shapes in the environment and toys we play with (that box is a square) Measuring shapes (Which one is big)? Matching simple shapes (can you find a circle like this one)  
**Preschool:** Identifying shapes in the environment of various sizes  
Sorting by shape, comparing shapes, ordering shapes, shape patterns, measuring shapes, counting shapes

**Culinary:** Apple tasting with yogurt dip (Granny smith, Macintosh and Golden delicious)

**Art Medium:** Fall artificial flowers to paint with

## Dates/Events/Special Weeks:

9/4 Labor Day closed.  
9/5 **First Day of School**  
9/6- 8 Make a special card for grandparent's tea  
9/8 **Grandparents Tea** Event (details to come)  
9/15 **Educational program**- Music and author Greg Lato (story and music)  
9/15-17 Rosh Hashanah /Jewish New Year

**Letters:** A, B, C

**Numbers:** 1,2,3

**Color:** Yellow day 9/8

**Shape:** Circle

**Sight Words:** a, and

**Suggested Authors/concepts/books:** If You Take a Mouse to School, Froggy Goes to School, David Goes to School, How Do Dinosaur to School? The Kissing Hand, I Like Myself, The Skin You Live In, Amazing You, Five Senses

## Around the World: Discover how children dress around the world

[Children of the World Matching.pdf](#)  
[\(d2agys7w94qr8.cloudfront.net\)](#)

Matching game - pairs of children from the same country dressed alike. Download and print cards.

## Enrichment: Circle Workout:

Bodies in motion make circles with arms, legs, hands, head, hips, shoulders etc. Use hula hoops, pair up with a partner using a hula hoop to create circle motions and rocking motions etc.

**Spanish and sign language:** apple, friend, circle, grandma/pa, crayons

## Family Participation Activity:



Welcome! Please take a minute at drop off during the month of September, to assist your child to sign in just like you do by placing their apple with their name on it on the apple tree. This is a great way to encourage your child to recognize their name and create a routine for drop off to help your child settle in.



OCTOBER 2023



**THEMES:**

- 10/2-10/6 Pumpkins and pies (Fall/Pumpkin Patch begins outside)
- 10/9-10/13 Community Helpers (Fire Safety Week) (Fire fighter visit this week)
- 10/16-10/20 Fall colors, leaves, squirrels, acorns, trees
- 10/23-10/27 Halloween / Scarecrows/ costumes
- 10/30-11/3 Differences/Disability awareness/

(Fall/Pumpkin Patch begins outside)

**Social Focus: ADJUSTING TO SCHOOL**

**Infant:** Separating from adults with ease, bonding with teachers, introduction to tummy time circle

**Toddler:** Adjusting to daily routines/ beginning to clean up after self, introduction to group time

**Preschool:** Adjusting to daily routines, handling one's emotions/ gaining self - control/cleaning up after self by putting toys back in correct areas/bins, putting coat away, cleaning up after snack/lunch/project

**STEM Activity: PUMPKIN EXPLORATION**

**Infant:** Exploring pumpkins of various sizes and textures by touch and rolling them

**Toddlers:** Exploring pumpkins of various sizes and textures by touch. Observe the outside of pumpkin, hold it to feel the weight, cut open and examine the inside (touch seeds, pulp) smell it.


**Preschool:** Exploring pumpkins of various sizes and textures by touch. Observe the outside of pumpkin, hold it to feel the weight, cut open and examine the inside (touch seeds, pulp) smell it. Use a spoon to scoop out seeds and save for later. Leave out to watch the rotting process/ record observations. Dissect a pumpkin, separate in divided dish, and label parts.

**Math Concepts: COMPARE AND SORT LEAVES**

**Infant:** Explore various types of leaves by using your senses (touch, hearing, smell, sight). Feel the smooth one, hear the crunchy one, smell them. crumble, see the fall colors.

**Toddler:** Pass various types of leaves around to hold and feel. Discuss the colors, textures, and size (smooth, crunchy, small, big). What colors do you see? Which one is red? Look at this big one!

**Preschool:** Pass various types of leaves around to hold and feel. Discuss the colors, textures, and sizes and sort them by various attributes. Discuss which trees produce what leaves/shapes etc.



**Art Medium:** Pumpkin tops/stems to dip in paint and stamp with on the easel

**Dates/Events/Special Weeks:**

Wagon Hayrides all month

10/6 **Fall Assessments Due**

10/9 ELA closed (Indigenous Peoples Day)

10/13 Assessments out to families

10/13 **Fire Fighter visit** safety program(older) truck (all)

10/17-19 Begin decorating class pumpkin for contest

on 10/20. Each class participates, please have ready for display at party

10/18-20 Parents drop off their decorated pumpkin for voting on 10/21

10/20 **Halloween Spooky Trail Event 4-6pm**

ELA closes at 4pm (Rain date 10/27)

10/23-24 Fall Picture Days / Fundraiser (TBD)

10/31 **Halloween Pajama Day!** Room on a Broom presentation!

**Letters:** D, E, F

**Numbers:** 4,5,6

**Color:** Orange Day 10/13

**Shape:** Square

**Sight Words:** away, big

**Suggested Authors/concepts/books:** Fall season,

Leaves, Trees, Harvest, Pumpkins, Halloween,

Disabilities/Differences

Perfect Square by Michael Hall, Spookley the Square

Pumpkin by Joe Troiano Same, Same but Different

by Jenny Sue Kostecki-Shaw

**Around the World: Say Hello in 15 Different Languages**

1. Spanish – ¡Hola!
2. French – Bonjour
3. German – Hallo
4. Italian – Ciao
5. Mandarin Chinese – 你好 (nǐ hǎo)
6. Irish – Dia dhuit
7. Portuguese – Olá
8. Hindi – नमस्ते (namaste)
9. Russian – Здравствуйте (Zdravstvuyte)
10. Japanese – こんにちは (Kon'nichiwa)
11. Greek – Χαίρετε (Chairete)
12. Danish – Hej
13. Swahili – Hujambo
14. Czech – Ahoj
15. Welsh Helo

**Enrichment: Multicultural Instruments /movements**

Children follow rhythmic patterns and movements listening to the multicultural styles and rhythms while experimenting with various musical instruments.

**Spanish and sign language:** pumpkin, leaves music, square, count 1-5 in Spanish

**Family Participation:** Decorate or paint a mini pumpkin and return it to school to be placed in the ELA fall pumpkin patch in front of the school! Your child can find the perfect spot to display it. Varnish it to protect it from the weather conditions. You may also contribute a mini scarecrow or fall ground stake to place in the patch. These would be fun additional decorations.



# NOVEMBER 2023



### THEMES:

11/6-11/10 Harvest, growth cycle of crops, farming, corn  
 11/13-11/17 Fuzzy furry animals (bunnies, ferrets, chinchilla, guinea pig, hamster)  
 11/20-11/24 Early settlers, Indigenous people, turkeys, Thanksgiving, cornucopia  
 11/27-11/30 Family and loved ones

### Dates/Events/Special Weeks:

11/1 Adopt a soldier collection begins  
 11/6-11/10 Cards for vets  
 11/10 Veteran's Day Observed ELA closed  
 11/15 **Educational Program-** Warm and Fuzzy Petting Zoo  
 11/20 Adopt a soldier' items due  
 11/22 **Thanksgiving Friends feast**  
 Center closes 4:30pm  
 11/23-11/24 **Thanksgiving recess** ELA closed

### Social Focus: KINDNESS & EMPATHY.

**Infant:** Make sure to find plenty of opportunities for your children to see you being kind and supportive, provide opportunities to connect with others, develop infant's trust in meeting their needs

**Toddler:** Encourage kind hands and words, demonstrate kind acts and helping others, provide words for children to express themselves "I'm mad", let children help with small tasks

**Preschool:** Help children deal with conflicts in less aggressive ways, help and support others. Encourage kind words and explain others' feelings because of a situation. Example: "When you got angry and yelled at Lucy, how do you think she was feeling?"

**Letters:** G, H, I

**Numbers:** 7, 8, 9

**Color:** Brown Day 11/18

**Shape:** Rectangle

**Sight Words:** blue, can

**Suggested Authors/ Concepts/books:** Turkeys, Harvest, Crops, Family, Early settlers, Scarecrow, Squirrels, Harvest, Thanksgiving, Kindness, Empathy, fruits/vegetables.

### STEM Activity: FALL CINNAMON SLIME

Children help add ingredients to Cinnamon Slime Recipe

Ingredients:

In a bowl, pour the entire 5 oz bottle of clear glue.

Add in ½ cup of water.

Add in ½ tsp baking soda and stir.

Add in the glitter. I used a mix of red and golds for a pretty fall finish.

Add a couple drops (Only a couple! That is all it will take!) of cinnamon essential oil.

Pour in some of the fall vase fillers.

Add 1 tbsp contact solution. It will instantly begin to form.

It will be STICKY! Don't panic! Mix the solution in the bowl until it starts to form.

Knead the slime until it is no longer sticky. Play and discover!

Store in an airtight container.

Younger: Add cinnamon scent to playdough

**Around the World:** Thanksgiving is about being generous and grateful for the people you have in your life. Even though the idea behind the festival is similar across the world, every country has a unique way of celebrating it. Explore Thanksgiving Traditions Around the World with the children.

[7 Thanksgiving Traditions & Celebrations Around the World | Leverage Edu](#)



**Enrichment:** Read [How to Catch a Turkey](#) by Wallace and Elckerton, then introduce the activity: Draw, color and cut out a turkey, provide building material options for children to design a hiding place for Turkey. Use materials such as magnetic blocks, wooden blocks, foam blocks, etc. Create a fort or house for the turkey to hide/live in. It can be the pretend classroom pet!

**Spanish and sign language:** turkey, brown, family, friends

**Family Participation:** Everyone has a story, what's yours? Help your child create a book cover that describes them, what they like, who they are and what makes them unique. Design the cover as a family, it can be as simple or as elaborate as you would like. Your child is the author of their one of a kind book! Return to school by Thanksgiving for display.

### Math Concepts: COUNTING AND EXPERIMENTS

**Infant:** Counting (1-5/ 1-10) real gourds/mini pumpkins/apples with teacher

**Toddler:** Counting real gourds/ mini pumpkins/apples with the teacher 1-10, 1-20 /simple matching (which one is big like this one?) Group same together

**Preschool:** Count the gourds 1-20 (one to one), measuring real gourds with a ruler (standard) Measuring gourds using Unifix cubes (non-standard) Group same together by shape, weight, color

**Culinary:** Taste test and chart favorite holiday pies. Children taste apple, pumpkin, and cherry pies. They then vote on their favorite; teacher creates a graph organizing their answers (Math: grouping, sorting, counting, organizing data)

**Art medium:** Feathers, use as a spreader or write with



**THEMES:**

12/4-12/8 Gingerbread Community week! Families and **all classrooms** create a gingerbread house to display for voting. Due by: 12/8 voting starts Monday 12/11.  
12/11-12/15 Seasonal traditions (stockings, wreaths, decorations, cocoa, Red ribbons and green garlands  
12/18-12/22 Elves, reindeer and snowmen  
12/25 -12/29 +1/1 ELA closed Christmas break/ELA reopens on 1/2/24

**Dates/Events/Special Weeks:**

12/4- 8, 12/11-15+ 12/18,19 - Twelve days of Christmas outfits and 12 days of staff surprises begin (staff check mail daily)  
12/19 **Staff Secret Santa Sock Swap** +lunch  
12/13 St. Lucia's Day (Festival of lights)  
12/8 Reindeer Pancake breakfast  
**Classroom Gingerbread houses due**  
Voting on Monday 12/11  
12/8-12/15 Hanukkah  
12/11 Start ornaments for parents  
12/15 Santa visits ELA  
12/21 Christmas Carols  
**12/24-1/1/24 Christmas Break ELA Closed**  
Return to school on 1/2/24.

-----  
**Letters:** J, K, L  
**Numbers:** 10, 11  
**Color:** Red Day 12/8  
**Shape:** Triangle  
**Sight Words:** come, down

**Suggested Author/Concepts/books:**

Christmas traditions, giving, seasonal decorations, gingerbread, snowmen, elves, polar express, Santa, reindeer, holiday gatherings, holiday foods, Santa's workshop, North Pole/Ezra Jack Keets, Mark Beuhner, Wilson & Chapman, Anna Dewdney, Norman Bridwell, James Dean

**Around the World:** Christmas, Hanukkah, North Pole, New Years, Symbolic decorations, social gatherings, Family traditions, scenery, cold climates, holiday sounds, icebergs

**Enrichment:** Red and green holiday icy cold popsicle stick painting:

**Spanish and sign language:** snowman, reindeer, bow, elf



**Family Participation:** Gingerbread Community week! **Build a gingerbread house at home with your family for the contest. Houses accepted anytime during week of 12/4-12/8 and voting takes place on Monday, 12/11.** We will display them in the front hall, and you will get to vote on the best "classroom" house and the best "family" house. You can buy a kit or simply get creative using any kind of crackers and frosting to glue the candy on with. Winner receives a gift card to help buy Christmas gifts!

**Social Focus:** TEACHABLE MOMENTS /CONFLICT RESOLUTION

**Infant:** Model empathy, talk about feelings, label emotions with words, comfort and include child, model gentle hands, reassure child  
**Toddler:** Let children know through your calm approach that conflicts are okay and that they can be resolved with help. Describe each child's facial expressions and make the same expression yourself. This can help toddlers feel more understood. Name feelings and talk them through the conflict. Calm them with gentle touches and a soft voice.  
**Preschool:** 1. Help identify the conflict (let each child state the problem)2. Find potential solutions by asking each child how we can solve it 3. Reach a consensus and implement the agreed upon solution. In this approach, the teacher facilitates the problem-solving process by asking open-ended questions and allowing the children to generate their own solutions. "When do you want to share? "When can Tommy have a turn?" "How will Tommy know when you are done?" Kids become better problem solvers when they learn how to find solutions on their own.

**STEM Activity:** MELTING SNOWMAN

**Infant:** Child holds snowball in hand and lets the warmth of their hand melt the snow. (Solid to liquid). Tell child what is happening....  
**Toddler:** Child holds snowball in hand and lets the warmth of their hand melt the snow. (Solid to liquid). Tell child what is happening. Offer different size snowballs (small, medium, large) MATH  
**Preschool:** Child holds snowball in hand and lets the warmth of their hand melt the snow. (Solid to liquid). Tell child what is happening explain melting /offer different size snowballs (small, medium, large) MATH. Extend experiment by demonstrating the impact temperature has on melting rates. Place one in freezer, one in the refrigerator, one at room temperature on a table. Ask where they think the snowballs will melt the most quickly and where he thought the snowballs will melt the slowest. They can write this down (or you can do this part for them).  
Set timer, check 3 snowballs and record results.

**Math Concepts:** Sorting Christmas Bows

**Infant:** Use "Math Talk" while introducing various Christmas bows by size and color. "This bow is big and red" This bow is small and green". Etc.  
Stick one on the child's clothing, see if they attempt to pull it off!  
**Toddler:** Use "Math Talk" while introducing various Christmas bows by size and color. "This bow is big and red" This bow is small and green". Etc. Toddlers stick the colored bows on matching-colored placemats or paper with encouragement and guidance from teachers.  
**Preschool:** Children take out bows, organize in piles by color or size or both and then graph them by sticking them in correct column on the board. Children then identify small, medium, large bows and count each category.

**12 Days of Christmas Outfits:** 12/4-12/8, 12/11-12/15, 12/18+12/19

<p><b>Day 1</b></p> <p>Monday - 12/4</p> <p>Ugly Holiday Sweater: Wear an ugly sweater. Don't have one? Decorate a sweater as unsightly as you can</p>	<p><b>Day 2</b></p> <p>Tuesday- 12/5</p> <p>Grouchy Grinch: Wear green</p>	<p><b>Day 3</b></p> <p>Wednesday -12/6</p> <p>Wear trim a tree: Garland, ribbons, bows, beads and bangles in your hair or wear as gear on your person</p>
<p><b>Day 4</b></p> <p>Thursday- 12/7</p> <p>Santa's little helpers: Dress like an elf</p>	<p><b>Day 5</b></p> <p>Friday -12/8</p> <p>Rudolf the red nose Reindeer Friday: <b>Reindeer pancake breakfast!</b> Wear holiday red and a red nose (antlers optional)</p>	<p><b>Day 6</b></p> <p>Monday- 12/11</p> <p>Be glad to wear Christmas plaid</p>
<p><b>Day 7</b></p> <p>Tuesday- 12/12</p> <p>Holiday shirt or festive outfit of your choice</p>	<p><b>Day 8</b></p> <p>Wednesday- 12/13</p> <p>Long winters nap: <b>Wear pajamas</b> and cozy Christmas socks Pack shoes/ boots for outside play</p>	<p><b>Day 9</b></p> <p>Thursday- 12/14</p> <p>Feeling "Frosty": Snowy white or baby blue are the colors for you!</p>
<p><b>Day 10</b></p> <p>Friday - 12/15</p> <p>HO HO HO! Wear a Santa hat Santa visits ELA! 9am</p>	<p><b>Day 11</b></p> <p>Monday -12/18</p> <p>Crazy Holiday Hair: Wear a hair accessory, winter hat or spray color your hair</p>	<p><b>Day 12</b></p> <p>Tuesday- 12/19</p> <p>Polar Bear, Polar Bear, what do You See? Wear something white, fluffy, and warm</p>

**Art medium:** Christmas package bows or ribbons to use for painting, gluing, or dragging.

**Culinary:** Decorate Christmas cookies on Pajama Day 12/13.

Decorate tree ornaments for the front hall ELA Christmas tree.



**Staff Secret Santa Stocking Exchange:**

Buy a pair of holiday/patterned socks and stuff them with an assortment of goodies (gift card, treats, anything that may fit in the stocking). Tie them together with a bow and leave them under the staff Christmas tree on 12/19, for the exchange party. Your stocking will be tagged with a number. Every staff member will choose a number from a santa hat and the sock having that number is yours! **Lunch will be provided for the celebration.**

This year it truly is a "SECRET" stuffed in a sock!


Holiday Staff **After** Christmas Party

Friday, 1/19/24



**ALL CLASSROOMS:**

Create a Christmas ornament for families by placing a child's picture in the center of a doily. The child decorates around the picture with glitter, buttons, jewels, paint etc. Add child's name, date and then laminate. Add string for hanging in tree.



Merry Christmas 2023  
Olivia



**THEMES:**

- 1/1- 1/5- Snow/Snowy Day Attire (Mittens, hats, coats, and boots)
- 1/8-1/12 Winter teddy bear tea party
- 1/15-1/19 Winter in the woods (woodland animals, snow, trees, berries, log cabins)
- 1/22-1/26 Dynamite Dinos and Dragons
- 1/29- 2/2 Arctic Animals

**Dates/Events/Special Weeks:**

- 1/1 Happy New Year!
- ELA closed return from break 1/2
- 1/12 Winter Wonderland white day
- 1/15 Martin Luther King Jr. ELA closed
- 1/29-2/2 **Portfolios Due for review in office all week**
- 2/2 Groundhog Day

**Social Focus: CONFIDENCE AND HEALTHY SELF-IMAGE**

**Infant:** Encourage and provide attempts, "You can do it" statements, smile, clap, show excitement when child reaches a goal or completes a task, comfort and promote effort

**Toddler:** Encourage and provide attempts, allow chances to try new things, "Mistakes are ok", try again, clap, smile, be specific with the compliment "You carried your own lunchbox" instead of good job. It's ok if it doesn't work, try something else.

**Preschool:** Build on their strengths, encourage them to complete a task, try again and again, never give up, never compare to others, teach and role model positive self-talk, be flexible, mistakes are ok, give specific praise "I liked how you chose to use that tube as a ramp for the marbles".

**Letters:** M, N, O

**Numbers:** 12,13

**Color:** White Day 1/12

**Shape:** Diamond

**Sight Words:** find, for

**Suggested Authors/concepts/books:** New Year's celebrations, The Mitten, Arctic Animals, teddy bears, tea party. dinosaurs, prehistoric animals, favorite winter book characters, snowy weather The Mitten, The Hat by Jan Brett, Dinosaurs Galore by Giles Andrea and David Wojtowycz Dinosaurs Roar by Paul and Henrietta Stickland, The Snowy Day by Keats, I Like Me by Carlson, I Like Myself by Beaumont

**STEM Activity: THE SNOWY DAY SENSORY WALK**

**Infant:** Paint infants' feet light blue /white, press feet on large paper (walkers can walk on large paper with support so they don't slip) create footprints in the snow like in the story the Snowy Day.

**Toddler:** Paint bottom of toddlers' feet (light blue/white) have toddlers walk all along paper tracking snow prints in the snow like in the story the Snowy Day.

**Preschool:** Children dip feet in (light blue/white) paint in a tray, they then track snow prints across a large sheet of paper. They can also paint the bottom of their own feet and each other's feet. When complete they step in a sudsy bucket to wash feet, towel dry!



Based on : The Snowy Day by Keats

**Around the World:**

What is an igloo? A type of shelter or hut built of compacted snow, typically built when the snow is suitable. They were often built by hunting parties to survive the extreme cold as well as for shelter in the winter months in small villages. The Inuit, better known to many as Eskimos invented the igloo centuries ago. The igloo was a means for hunters to survive brutal winters in a vast area spanning more than 3,500 miles, including eastern Siberia, Greenland, Alaska, and parts of Canada.

**Enrichment:** Bring snow inside and add ice cream scoopers and plastic dishes. Pretend ice cream shops can be so fun and creative. Add cool aid mix for smell and color. Older- create a menu of flavors and sizes to purchase from the ice cream shop.

**Spanish and sign language:** dinosaur, mittens, hat, animal

**Family Participation:**

Snowman paper bag people! A white paper bag will be available for your family to take home to create a face and spruce up in winter attire. Bring it in and we will place it in our winterland display!



**Math Concepts: ICE CUBE SNOW BLOCKS/SUGAR CUBE DESIGNS (PS)**

**Infant:** Ice cube tray snow blocks can be prepared ahead of time. Scoop snow into ice cube trays outside and bring it in for play. Dump the snow blocks out on tray or table and let the child explore by taste, touch. Demonstrate stacking snow blocks one on top of another. Offer vocabulary such as "cold", "snow" and "white".

**Toddler:** Ice cube tray snow blocks can be prepared ahead of time. Dump the snow blocks out on tray or table and let the child explore. Encourage vocabulary such as "cold", "snow" and "white". Encourage stacking snow blocks one on top of another. Add food coloring to extend interest and imagination.

**Preschool:** Thinking about the location and dimensions of objects and how they relate to one another will be developed while preschoolers stack and layer either ice cube tray snow blocks or sugar cubes to form igloos and snow structures. Add food coloring, toothpicks, straws etc. to extend learning and design possibilities. Add food coloring and pretend people to extend play.

**Art Medium:** White snowballs (white balloons dipped in paint or cotton balls clipped on clothespins) or white playdough and rollers



# FEBRUARY 2024



### THEMES:

2/5-2/9 Dental health month/caring for our bodies, dentists, doctors, nurses  
 2/12-2/16 Teacher's choice theme /Valentine's Day  
 2/19-2/23 Animal Crackers  
 2/26- 3/1 Dr. Seuss spirit week (3/2 Happy B Day Dr. Seuss) see daily wacky schedule

### DR SEUSS WEEK 2/26-3/1

Monday- Horton Hears a WHO! →Crazy hair or hat  
 Tuesday- I Can Read with My Eyes Shut →Wear a shirt that others can read (saying on it)  
 Wednesday- Fox in Socks →Wear crazy socks  
 There's a Wocket in My Pocket →Wear clothes with pockets  
 My Many-Colored Days →Infants- RED, Toddlers 1+2 ORANGE, Toddler/PS YELLOW, Preschool GREEN, pk BLUE, kp PURPLE

**Social Focus: SELF-CARE** The goal of self-care is for your child to begin to explore independence and what it looks like to care for their own needs in a self-directed manner.

**Infants:** Introduce developmentally appropriate activities to begin feeding the infant's natural desire for learning and independence, provide opportunities to foster growth by providing a comfortable environment feed, sleep, grooming, explore, grasp, climb, crawl, walk, and balance. Allow for child-directed exploration.

**Toddler:** Introduce developmentally appropriate activities to use the toilet, wash hands, put on and take off coats, clean up after self, wipe nose, use a spoon and generally function in a classroom environment.

**Preschool:** Introduce developmentally appropriate activities to encourage independence in getting own lunch box, hanging up coat, dressing self, using the bathroom, cleaning up toys/after self, wash hands/face, blowing nose, filling own thermos, preparing bedding on cot, using scissors, getting own silverware, opening own snacks etc.

### Math Concepts: SIZE

**Infant:** Infants begin to learn about size by recognizing that some things are small, and some are big by sight and touch. Provide materials for exploration.

**Toddler:** Toddlers learn about size by exploring and using sorting cups (graduated sizes) stacking toys, various size balls, nesting toys. Which one is big? Small?

**Preschool:** Preschoolers use materials of various sizes: Counters (bears, dinosaurs, etc.), sorting by size, puzzles, tangrams, measuring cups, unit building blocks, Legos (ordering by size, sorting by size, ordering by short to tall, sm./med./lg sorting)

**STEM Activity: TYPES OF LANDFORMS** (volcano, hills, island, canyon, desert, ocean, jungle, mountains, marshes, river, waterfall, plain)

**Infant:** Touch and feel various rocks (bumpy, smooth), fingerpaint a landform

**Toddler:** Touch and feel various rocks (bumpy, smooth), use playdough to form a mountain, volcano or hill, place out felt pieces as body of water blue(water) and green (grass) with play animals, water table, sand table with animals or people, paint a landform using hands, brushes, sponges etc.

**Preschool:** Discuss types of landforms, how they form and locations. Geology activities can include an erupting volcano, land form diorama, or making a landform scene with your class using sand, clay, , playdough , various collage materials (Infant and toddler activities can also be used) Additional Fizzy Waterfalls Activity: Line a cookie sheet with aluminum foil. Flip Mega Blocks over so that you can fill them with baking soda. Let kids squirt vinegar into the blocks using a squirt bottle or eye droppers

**Arts medium:** watercolors to form landforms and scenes

### Dates/Events/Special Weeks:

Black History month  
 2/6 **100<sup>th</sup> day of School** (wear your 100 items decorated t-shirt to school (TP, PS, PK, KP)  
 2/8 **I ♥ the 80's Valentine Dance 5:30-7:00pm**  
 2/13-2/14 Valentine gifts for families  
 2/13 Mardi Gras  
 2/14 Valentine's Day **Dress your best**  
 2/19 President's Day ELA closed  
 2/26-3/1 **Dr Seuss spirit week!**  
 Leap Day 29 -Leap Year!  
 3/2 DR Seuss Birthday

**Letters:** P, Q, R

**Numbers:** 14,15

**Color:** Pink Day 2/9

**Shape:** heart

**Sight Words:** Funny, go

**Suggested Authors/concepts/Books:** Snow, Valentines, dental health, body systems, nutrition, eating healthy, space/astronomy.

**Around the World:** Types of Houses to build using popsicle sticks. Skyscrapers, castles, cottages, villas, condo, apartment, detached house, tents etc.

**Enrichment:** (Architecture) using popsicle sticks, stacked cups and foam blocks

**Spanish and sign language:** Love, pink, heart toothbrush, tooth

**Family Participation** Sticky notes will be provided in the front hall at drop off time. Please take a minute to write your answer down to the question: I LOVE MY CHILD...Share the love ♥ for your child with others.

Why **fit in** when  
 you were born to  
**stand out?**  
 Dr. Seuss







**Themes:**

3/4-3/8 Birds, Bees and Butterflies/ Kites, windsocks, mobiles  
3/11-3/15 **S** themes- **S**t Patrick's Day, **S**nakes, **S**lime, **S**piders, **S**enses, **S**quirrels etc.  
3/18-3/22 **Spring spirit week** (plan activities based on the daily subjects below)  
3/25-3/29 Easter, eggs, bunnies and baskets  
Color eggs (check for allergies)

**Social Focus: EMPATHY TOWARDS OTHERS**

**Infants:** Babies illicit a natural sense of empathy, so give a voice to those who can't speak for themselves. Explore with them different human emotions. "You seem sad... you friend is mad...you seemed scared... you look so happy"! The first step to successfully empathizing with others is being able to identify one's own feelings!  
**Toddlers:** - Kids can't empathize with what others are feeling if they don't know how to put words to their own emotions (vocabulary). "You seem sad... you friend is mad...you look scared... you are so happy!"  
**Preschool:** Use the six steps of conflict resolution to guide children to understanding others' perspectives during conflict, and how to value other people's opinions and ideas just as they value their own. 1. **Neutralize the situation** 2. **Gather information** 3. **Define the problem** 4. **General solutions/ideas** 6. **Evaluate ideas** 7. **Decide on solution or plan and follow through**  
\*All ages read books that build empathy. Empathy describes a person's ability to emotionally understand what someone else is going through. An empathetic person can see things from another person's point of view.

**Math Concepts: MATH TALK IN THE CLASSROOM**

Children form ideas about math through everyday experiences and, most importantly, through interactions with trusted adults. Language—how we talk with children about math ideas like more, empty, and full—matters.  
**Infant:** "I'll put the blocks in the bucket; you dump them out. I put the blocks back in the bucket; you dump them out!"  
**Toddler:** Let's sort! Let's put the blocks in the bucket and cars in the basket.  
**Preschool:** I have more crackers than you do. See, I have 1, 2, 3 and you have 1, 2. I'm going to eat one of mine. Now I have the same as you!"

**Stem Activity: OOBLECK**

Oobleck with cornstarch and water is a classic science activity every kid needs to experience. This Easter oobleck experiment explores the question: What are the properties of a non-Newtonian Fluid? Oobleck is a combination of cornstarch and water. The oobleck recipe is one cup of water and one cup of cornstarch, sometimes an additional 1/2 cup of cornstarch is needed to thicken mixture. Add plastic Easter eggs to explore the properties of the oobleck substance.

**Spring Spirit week 3/18-3/22**

- Monday: Wear Polka Dots and/or stripes**
- Tuesday: Dinosaur Tuesday**
- Wednesday: Wacky hair Wednesday**
- Thursday: 80's rock day-** dress for the era
- Friday: Favorite Book Friday-** bring your favorite book to school for story or nap time

**Arts medium: Plastic Easter eggs** (use in sand, water, playdough and oobleck)

**\*\*Pre-K /K-Prep Order Publishing Kit for books by 3/1**

**Dates/Events/Special Weeks:**

- 3/2 Dr. Seuss' Birthday**
- 3/8 International Woman's Day
- 3/17 **St Patrick's Day**
- 3/20 First Day of Spring
- 3/22 Parent Appreciation Day (National day 23<sup>rd</sup>)
- 3/28- **Easter Egg Hunt**
- 3/29 Good Friday ELA closes 12:00 noon
- 3/31 **Easter Sunday**

**Letters:** S, T, U  
**Numbers:** 16,17  
**Color:** **Green Day** 3/15 (this month 3<sup>rd</sup> Friday)  
**Shape:** Oval  
**Sight Words:** help, here

**Suggested Authors/ Concepts/Books:**

**Letter S Books**



Any title of book beginning with "S" like Silly Sally, Salamander, Swimmy, Easter, birds, bees, butterflies

**Around the World:** The three types of bees in our area that most people encounter are:  
**Bumble Bees** – They have plump, furry bodies with a few wide black and yellow bands. These social insects nest underground or in cool, shaded areas like rodent burrows. image of bumble bee on a flower  
**Carpenter Bees** – Easily mistaken for bumble bees, this species has dense white or golden hair on their upper bodies with smooth, dark abdomens. Carpenter bees do not form colonies, but they do dig tunnels into unfinished wood to lay their eggs. picture of carpenter bee on a flower  
**Honey bees** – The smallest of the three common bees in Rhode Island, these insects have short tan fur with slim stripes on their lower bodies. Colonies create hives and produce beeswax as well as honey.  
**Enrichment: (Math)** Using Easter baskets in the block area. Children learn about weight by filling the basket up and carrying it. Offer various size baskets. Add a scale to weigh the baskets.

**Spanish and sign language:** Eggs, basket, birds, bees, Spring

**Family Participation:** Bring a green shamrock shape home and bedazzle it with your family. You can use sparkles, gems, stickers and all sorts of sparkly things. Return your shamrock to school before St. Patrick's Day for us to display.



April



2024



**Themes:**

4/1- 4/5 All things Sticky (glue, honey, syrup, stickers, sticky notes, contact paper, tape, jelly, wallpaper, slime, Velcro, lollipop as a paintbrush)  
4/8-4/12 **Week of Young Child** (NAEYC) specific dates/week TBD  
4/15-4/19 Recycle, Reduce, Reuse/ Earth  
4/22-4/26 Planets, space, astronauts, rocket ships, Moon, Sun, Stars  
4/29- 5/3 Tropical climates and tropical animals (Mountain gorilla, Jaguar, Capybara, three toes sloth, Macaw bird, howler monkey lemurs, anaconda, tapir)

**Social Focus: SELF REGULATION**

Self-regulation is the ability to understand and manage your behavior and your reactions to feelings and the things happening around you.  
**Infants and toddlers:** Infants and young children cannot regulate their emotions on their own, they need loving adults in their lives to help them immediately regulate their emotions and behaviors and learn skills to do so independently. As an adult model behavior such as be responsive, be patient, talk about emotions, sooth and help them self sooth and keep a routine.  
**Preschool:** Role model and provide calm down strategies (tools to manage behavior): Encourage taking deep breaths and counting backwards from 5 Have clear rules that help your child understand what behavior you expect – for example, 'Use your words to show your feelings'. Praise your child when they show self-control and follow the rules. For example, 'I liked the way that you shared with Sam when he asked'.

**Math Concepts: ASTEROID VELOCITY THROW** (motion, force, direction)

**Infants:** Place a large bucket with a wide opening or a low laundry basket on the floor. Have balls of aluminum foil(asteroids) prepared to use for the child to try to throw in the basket. The youngest may need a teacher to help hold and guide throwing ball in the basket. Make sure balls are large enough to not cause any safety issues and remove after game.  
**Toddlers:** Place a large bucket with a wide opening or a low laundry basket on the floor. Have balls of aluminum foil(asteroids) prepared to use for the child to try to throw in the basket. Older can also use a cardboard with a large hole cut out from it as a target to aim for (prepared ahead) Use speed, motion, and direction vocabulary words with the child such as throw" fast", "slow", throw "hard" gentle", throw "in" the hole, throw" forward" etc.  
**Preschoolers:** Place a large bucket with a wide opening or a low laundry basket on the floor. Have balls of aluminum foil(asteroids) prepared to use for the child to try to throw in the basket. Older can also use a cardboard with a large hole cut out from it as a target to aim for (prepared ahead) Use speed, motion, and direction vocabulary words with the child such as throw" fast", "slow", throw "hard" gentle", throw "in" the hole, throw" forward", "The asteroid is moving toward the hole through space", it's picking up speed and moving with force".

**Stem Activity: RECYCLE AND REUSE NATURAL ITEMS**

**Infants:** Finger paint large shells (6mo+) or drop and drag shell in paint tray(older)  
**Toddlers:** Fingerpaint or use brushes to paint shells, a large branch or large rocks. Offer many color choices and tools to try. Add glitter or paste on items.  
**Preschool:** Go on a nature walk to find natural items (branches, rocks) Paint them using sponges, brushes, toothbrushes etc.) Add glitter, glue on gems, etc. Turn branch into a mobile when dry by hanging painted shells

WOYC has not announced the specific week currently (subject to change)

**Week Of Young Child:** Celebrate children, communities, educators and families

**Monday-**make musical maracas

**Tuesday-** bean bag toss Tuesday

**Wednesday-** wacky art wednesday

**Thursday-** Team work Thursday

**Friday-** Family Readers Friday- parents can sign up and volunteer to read a story

**Arts Medium: Recycle items 3D Art:** Create robots, skyscrapers, vehicles and more!

**Dates/Events/Special Weeks:**

**Spring pictures** (date TBD)  
4/3 Autism awareness day- **Wear blue ribbon** and/or **wear Blue for blue day**  
**Project chick presentation** this month) **date TBD**  
(PS, PK, KP) Hatching chicks' incubator all month!  
4/15 Patriots Day ELA closed  
4/22 Earth Day  
4/22- 4/26 **Second portfolio review all week**

**Letters:** V, W, X

**Number:** 18, 19

**Color:** **Blue day** will be Monday, 4/3 this month

**Shape:** Star

**Sight Words:** I, in

**Suggested Author/ Concepts/Books:**

Planets, space, astronauts, color blue, Earth, Hawaii, Hawaiian flowers, tropical climates and places, tropical animals + reptiles

**Around the World** Types of flowers and plants found only in Hawaii. Hawaii is home to some of the most beautiful flora on the entire earth. With its tropical climate, it's also home to many different flower types, some which are very rare, and endangered.

[21 Different Hawaiian Flowers Only Found in Hawaii](https://www.allaboutgardening.com/21-Different-Hawaiian-Flowers-Only-Found-in-Hawaii/) ([allaboutgardening.com](https://www.allaboutgardening.com/))

Child choose one of these flowers to draw, cut out and color.

**Enrichment:** Movements in the garden (balance, stretching, focus)

**GARDEN YOGA FOR KIDS**



**Spanish and sign language:** Earth, planet, astronaut, blue, flowers

**Family Participation:**

April Showers bring May flowers! Decorate a paper plate umbrella at home and bring it in to school to add to the mobile. We will hang the umbrellas over the decorated flowers the classrooms will make to represent: "April Showers bring May flowers". With your help, we can make them blossom!



MAY



2024



**Themes:**

5/6-5/10 Rocks and flower Gardens (All children in ea. classroom a rock to add to Roscoe the snake)  
5/13-5/17 Farm, farm animals + sounds  
5/20-5/24 Flowers/planting/gardening, vegetables  
5/27- 5/31 Caterpillars and butterflies

**Social Focus: PRETEND TO BE A FARM ANIMAL**

**Infants:** During tummy time stories, read books about the farm and make the sound of the animals. Place pictures of animals on the walls at the children's level to observe. Offer animal toys and musical animal sound spinners. Sing Old MacDonald Has a Farm.

**Toddlers:** Read books about the farm and encourage making the sound of the animals. Ask the children what animal it is and what sound the animal makes by showing pictures. Place pictures of animals on the walls at the children's level to observe. Offer animal toys and musical animal sound spinners. Sing Old MacDonald Has a Farm.

**Preschool:** What animals live on a farm? Can you name some? What sounds do they make? Can you make the sound? Follow up with the children drawing a barn on the farm with animals or journaling with the prompt, "If you had a farm what would it look like and what animals would be found living there?"

**Math Concepts: THE VERY HUNGRY CATERPILLAR COUNTING WEEK**



5/27 -5/31 Read the *Very Hungry Caterpillar* by Eric Carle (Since we are closed on Monday, do the apple on Friday 5/24)

**Monday- Apples** → Make 1 paper plate apple with a hole in it

**Tuesday: Pears** → Mold 2 pears from playdough, paint them light green

**Wednesday – Plums** → Create a plum tree and use 3 purple thumbprints to represent the 3 plums, add leaves.

**Thursday: Strawberries** →cut out 4 red hearts and paste down, add stems and seeds

**Friday: Oranges** →Make a fist and dip it in orange paint 5 times to represent the 5 oranges. (Teachers, modify activities according to age/class)

**Stem: NATURE STROLL**



**Infants:** Take a walk in the strollers and observe nature (birds, trees, clouds, flowers, bugs etc.) Point out items and let them feel listen for nature sounds. Stroll by the ELA garden to see the flowers and Roscoe the painted snake!

**All other groups:** Collect items from a walk around the yards to contribute to the sensory table in your classroom. Woodchips, sticks, dandelions, leaf, grass etc. Stroll by the ELA garden to see the flowers and Roscoe the painted snake! Older: measure him with a measuring tape.

**Arts Medium: Playdough** – create caterpillars (offer jewels to design)

**Dates/weeks/Special Events:**

5/6-5/10 Teacher appreciation week

5/5 Cinco De Mayo

5/6 **ELA Family Rock Garden begins/continues through summer.**

Start Mother's Day gifts for Friday!

5/12 **Mother's Day**

5/22 **The Very Hungry Caterpillar week (see ideas to left)**

5/24 **Caterpillar foods picnic feast! (Picnic outside)**

5/27 Memorial Day ELA closed observed.

5/31 **Assessments Due**

Letters: Y, Z

Number: 20

Color: Purple day 5/10

Shape: Pentagon

Sight Words: is it

**Suggested Authors/ Concepts/Books:** The Very Hungry Caterpillar, The Bear and The Big Red Ripe Strawberry, The Big Red Barn, Mother's Day books, gardening, planting

**Around the World:** 10 Scariest Spiders in the World

10 Scariest Spiders in the World - Depth World

Spiders belong to the arachnid family and are categorized into arthropods. The scariest spiders in the world consist of eight legs with tiny hair-like structures all around the legs. Scariest spider catches its prey with the help of their natural capability of web making. They feed on other small orthopods and other spiders. Show pictures of these 10 spiders, discuss their characteristics. Camel Spider, Yellow Sac Spider, Six-Eyed Sand Spider, Black Widow Spider, Armed spider, Mouse Spider, Wolf Spider, hobo spider, Sydney spider and zebra spider.

**Enrichment:** Flannel Board Stories (Literacy/Language)

Interactive flannel board and storytelling of the Very Hungry Caterpillar- encourage involvement and participation in placing pieces on board. Encourage language by asking questions. Tell me about.... Or what happened when...

**Spanish and sign language:** apple, pear, plum, strawberry, orange, caterpillar

**Family Participation:** Roscoe" the rock snake needs your help to grow! Add a painted rock to his slithering scaly body. Let's see how long Roscoe can get with the help of all our ELA children and families. At the end of May, we will measure Roscoe to see how much he has grown. Collect a rock, paint a rock and return a rock!

**ELA Garden :** Children will help to plant edible flowers, herbs and vegetables in the gardening area in the playground





JUNE



2024

June

**Themes:**

6/3-6/7 Diversity – A World made of differences - gender, culture, family structures, skin tone and physical abilities and characteristics.

**Younger:** (focus on characteristics of people, clothing worn, family and friends)

6/10-6/14 Under the sea creatures/beach

6/17-6/21 Cars, Trucks and construction vehicles

6/24-6/28 Fourth of July, American flag, fireworks, stars and stripes

**Dates/Events/Special Weeks:**

6/7 Evaluations out to parents with completed portfolios

6/10 Start Father's Day gifts

6/16 **Father's day**

6/19 Juneteenth(commencement of emancipation) ELA closed

6/20 Summer begins!

6/20 **K-prep Graduation day!**

6/21 **Last day of school pizza party!**

Foam Party date TBD

Water play officially begins week of 6/24

Pride month

**OSA Aquarium Ed. Program week of 6/10**

**Letters:** Review

**Number:** Review

**Color:**  **Rainbow colors Day 6/14**

**Shape:** Octagon

**Sight Words:** Review

**Suggested Authors /Books/concepts:**

Diversity, inclusion, cultures, abilities, sea creatures, beach, rainbows, beach, Fourth of July, transportation

**Around the World:**

Children can explore attire worn all around the world. They can learn new vocabulary, styles, and traditions. <https://www.fodors.com/news/photos/13-traditional-national-costumes-from-around-the-world>

Follow up by making an African- Kenya Maasai necklaces using paper plates, markers, stickers, and pipe cleaners.

**Spanish and sign language:** Father, rainbow, summer, fish

**Family Participation:** Parent Pride!

What has your child learned this year? What accomplishments have they achieved?

Tell us on a sticky note and place it on the white board near the sign-in area.



**Social Focus: Self-Control and self-regulation (positive phrasing)**

**Infants and toddlers:** Encourage the first step, the attempt to dress self, the child that throws away their own trash, the child that sat through a story, the child who used the potty etc. Compliment every child when you catch them following directions, playing cooperatively, sharing, saying nice words to others, treating others with kindness, etc. Always phrase guidance in a positive way and tell child what you want them to do": "Nice hands, inside voices, sand in the bucket, we throw balls not toys.

**Preschool:** Praise every child when you catch them following directions, playing cooperatively, sharing, saying nice words to others, treating others with kindness, etc.

Be specific in your praise, instead of saying "good job!"- "I saw that you shared your blocks with Sally, that was kind of you." Always phrase guidance in a positive way and tell child what you want them to do or what is expected": Walking feet vs. no running, quiet voices vs. no screaming, feet on the ground vs. get down, gentle hands vs. no hitting.

**Math Concepts: Relationship between numbers and the quantity they represent**

**Infants:** Focus on the concept of 1. "Here is 1 cookie", "I see 1 block", "Can you give me one?" Count 1 of something in a book.

**Toddlers:** Focus on 1-5, older 1-10 count out 5 blocks, 5 crackers, 5 fingers search for numbers 1-5 in books and count 1-5 objects to familiarize children with numbers and that they represent an amount

**Preschoolers:** Recognize numbers 1-20+ by sight, count the number of objects they represent by having children count blocks one to one (each block is a number) Trace numbers, number bingo, number puzzles, number spots on floor to stand (child tells you what number their on)

**Stem Activity: What is a Rainbow?**

**Infants:** Colors in the sky- Name the colors that make up a rainbow and point to some rainbows in books, if one is in the sky show the children

**Toddlers:** A rainbow is **an arc of color in the sky that can be seen when the sun shines through falling rain.** The pattern of colors starts with red on the outside and changes through orange, yellow, green, blue, indigo, and violet on the inside. Review the colors that make up a rainbow and point to some rainbows in books, if one is in the sky show the children.

**Preschool:** A rainbow is a meteorological phenomenon that is caused by reflection, refraction (bending of light) and dispersion of light in water droplets resulting in a spectrum of light appearing in the sky. It takes the form of a multicolored circular arc. Rainbows caused by sunlight always appear in the section of sky directly opposite the Sun. The pattern of color starts with red on the outside and changes through orange, yellow, green, blue, indigo, and violet on the inside.

Video: <https://www.youtube.com/watch?v=xTt8WTqvl0o>

**Arts Medium:** sensory shaving cream with rainbow sprinkles



**Themes:**

7/1+ 7/2 Monday- Patriotic Fireworks painting + Tuesday Red+ Blue Ice cube paint  
 7/8-7/12 Carnivals and Parades  
 7/15-7/19 Alphabet Vegetable soup (focus on letter recognition, sound and vegetables below) Explore new veggies and vocabulary (see **A** list)  
 7/22-7/26 Summer Spirit Week (below)  
 7/29-8/2 Wild Things Week (based on book)

**Social Focus: Adventure Role Play-** Kids love to mimic adults and pretend to play roles, and in the process, they learn about life. Pretend components such as dress up clothes, home life props, occupation items and costume props help them do just that.

**Infants:** Encourage children to mimic you, place pretend food items in the shopping basket, drink from a cup, talk on phone to order a pizza, put on a hat on to become a cowboy etc.

**Toddlers:** Entice children to join in role playing in the family life center by setting up an ice cream shop or bakery. Have dress up clothes available to dress as a server, chef, baker, or customer. Encourage children to role play by placing trying on clothing, costumes, place pretend muffins in a basket, drink from a cup, talk on phone to order a pizza stir the ingredients in a bowl

**Preschool:** Have menus, clip boards crayons and paper, cash register, phones, and pretend scanners. Offer pretend food, aprons, dress up clothes/costumes. Add items found in an eatery (oven mitts, bowls, spoons, muffin tins, pizza boxes, ice cream scoops, dishes, baskets etc.) encourage positions such as cashier, customer, worker, chef etc.... role modeling "I would like to buy 1 muffin please", can you bake it for me chef?"

**Math Concepts: ROTE COUNTING /ONE TO ONE** Rote counting and counting with one-to-one are quite different. Rote counting is just reciting the numeral names in order, "One, two, three, four, five" (up to age 3) Counting with one-to-one involves touching each object and saying the numeral name aloud, which is a much more complex skill for young children.

**Infants and toddlers:** Provide plastic fish and water in a bucket for them to place fish in and out. Count as the child places in the fish (One, two, three) familiarize infants with math vocabulary and the concept of each fish has a number word associated with it. Toddlers can count along with teacher (one, two, three, four, five) and when child takes out count backwards (Five, four, three, two, one) "ALL GONE".

**Preschool:** Children can independently roll the dice and count out the corresponding number of fish to place in the water. Point at objects and count them as the same time. They can also count backwards(subtraction) when they take them out. They can work with a classmate too. One rolls the dice and the other counts them out. (Older can use Swedish fish)

**STEM: Ice Cube Melting while painting (solid→Liquid)**

**Teachers:** Plan and freeze ice cubes the night before. Instead of ice cube trays, fill dixie cups with water and drops of paint so the ice block is larger (peel off the cup to reveal block when ready). Place popsicle stick handle in before freezing. Use white construction paper.

**Arts Medium:** Potato stamper- Cut potato in half and stick a popsicle stick in it for child to use as a handle. Dip in paint and stamp potato on paper

**Dates/Events/Special Weeks:**

7/2 **Wear red, white and blue** to celebrate freedom!  
 7/3-7/5 **ELA closed** Fourth of July holiday break  
 7/15-7/19 Alphabet soup below  
 7/21 National Ice Cream Day  
 7/22-7/26 Summer spirit week

**Letters:** Lower case review

**Numbers:** 1-100 Review

**Color:** Red, white, and blue 7/2

**Shape:** Rhombus

**Sight Words:** Review

**Spanish and sign language:**

Ice cream, flag, summer, soup

**Suggested Authors/Books/Concepts**

WHERE THE WILD THINGS ARE



STORY AND PICTURES BY MAURICE SENDAK Where the Wild Things Are, Alphabet books

**Around the World: 20 Foods that begin with "A"**

<https://www.liveeatlearn.com/fruits-that-start-with-a/> Apples, Açai, Acerola Cherries, African Breadfruit, Akebi Fruit, Alpine Strawberry, African Mango, Amanatsu oranges, Ambarella, Amaou strawberries, Ambrosia Apples, Ambrosia Melon, Amla, Apricots, Annatto, Annona, Asian Pears, Arava Melon, Asam Kumbang, Avocado

**Alphabet soup week** 7/15-7/19



(A daily focus on beginning letter sounds)

Monday- **B** is for Broccoli

Tuesday- **C** is for Carrot

Wednesday- **G** is for Green bean

Thursday- **T** is for Tomato

Friday - **P** is for Pea or Potato

**Summer Spirit Week:** 7/22-7/26



**Monday-** Ice Cream Cone Day

**Tuesday-** Bring a veggie to school day!

(Bring in an unpeeled vegetable to place in our "Learn about veggies activity basket")

**Wednesday-** Picnic lunch outside

**Thursday-** Bring in something that begins with "**C**" for Show and tell (place in brown lunch bag with child's name)

**Friday-** Pack a snack that begins with the letter **A** lunch

Parents are encouraged to bring in an unpeeled and uncooked vegetable on 7/23, to place in our "Learn about veggies basket" in the front hall. The contents will be passed to all classrooms as a teaching tool for educating children about vegetables. Children will learn the name, feel the item, discuss the characteristics, talk about taste, how it's grown and more.





# August 2024



### Themes:

- 8/5-8/9 Weather
- 8/12-8/16 Animals at the Zoo
- 8/19-8/23 Summer Fun (Camping, swimming, ball, playground, vacations, beach ball)
- 8/26-8/30 Choose a theme that interests your classroom

### Dates/Events/Special Weeks:

8/23 End of summer party! Details TBD

Letters: a-z Lower case review

Numbers: 1-20 review

Color: Neon Day 8/11

Shape: Pentagon

Sight Words: Review

### Suggested Authors /Books/concepts:

Weather, zoo animals, camping, summer, summer activities, vacation, travel



### Social Focus: LEARNING THROUGH PLAY

#### Infants, Toddlers and Preschool:

Play is one of the most important ways in which young children gain essential knowledge and skills. Play sets the foundation for the development of critical social and emotional knowledge and skills. Through play, children learn to forge connections with others, and to share, negotiate and resolve conflicts, as well as learn self-advocacy skills. Play also teaches children leadership as well as group skills. Furthermore, play is a natural tool that children can use to build their resilience and coping skills, as they learn to navigate relationships and deal with social challenges as well as conquer their fears. **In the classroom, teachers will provide ample opportunities to explore, take risks, try new things, communicate with peers and teachers, gain confidence, and apply concepts of quantity, science, and movement to real life.**

### Around the World: Ways to travel

Plane, train, bus, car, boat, rocket ship, hot air balloon  
Discuss vacations, where have you gone? Where would you like to go? Have you ever been on a plane? Take out a map, look at a globe and point to where you like to travel to?

**Spanish and sign language:** watermelon, ball, zoo animals, birthday

### Math Concepts: PATTERNS AND REPEATING RHYTHMS

**Infants:** Children are never too young to be engaged in finding patterns or hearing rhythms. Clap a pattern such as one clap and two fast claps or tap knees then clap hands. Can you do that? Encourage the child to mimic it back to you.

**Toddlers:** Toddlers can mimic patterns the teacher does like clapping 3 times or jumping to the left, then right, then left and then right. They can observe repeating patterns like a block standing, block lying flat, block standing, block lying flat, etc.

**Preschool:** Create AB patterns like cat/dog/cat/dog/ or more complex patterns like ABC, ABC; AAB, AAB; AAB, AAB; ABB, ABB.

### Stem: EXAMINE THE INSIDE OF A WATERMELON

**Infants:** Children can touch the watermelon before it's cut and feel the smooth rind They can then taste watermelon at snack and talk with the babies using vocabulary describing the watermelon: It's juicy, it's red, it tastes sweet, it's good for your body.

**Toddlers:** What's inside? Cut open a watermelon, place a slice on each child's plate and ask them to try to take out seeds, older kids attempt to use a spoon to dig them out. Cut slice into 2 pieces and show children they now have 2 watermelons count them 1,2. Enjoy the taste and talk with the toddlers using vocabulary describing the watermelon: It's juicy, it's red, it tastes sweet, it's good for your body, it's mushy.

**Preschool:** Hold the watermelon, discuss the properties of it: smooth, heavy, round or oval, green or yellow, ripe or not yet. Make predictions on how many seeds are inside, will it be mushy? wet? Sticky? Smelly? Discuss simple fractions: I have 1 whole watermelon, I cut it in half and now I have how many? I cut that half in half and now I have how many? Etc. Children enjoy sliced watermelon and can count how many seeds are in their slice.

**Arts Medium:** water colors